



DigiLink DLM205 - Gig-E Aggregator and Optical Transceiver with On-Board Chassis Management

Artel ships the DLM205 configured as follows:

- DigiLink Manager enabled for use in DL4000 chassis
- Refer to the DLC205/DLM205 Function Module Installation and Operations Manual for additional configuration and default settings.

SW1 Configuration Switch Functions


- ON - Manager function is on and allowed to manage a DL4000 chassis. This mode is only available in a DL4000 chassis and only when no other manager is present.
- OFF - Manager function is disabled allowing only Ethernet functions. This mode is available in any chassis.

Note: The EMS LED will remain red if the configuration switch is ON and there is a manager conflict.


Reset Switch Functions

Front Panel Reset Switch Configuration


Function	Action	EMS LEDs	Description
Restart the EMS	Press and Release	Red	EMS is restarted, LED goes off when done.
Reset the EMS	Hold for greater than 8 seconds	Red then Yellow	EMS and all VLAN parameters are reset to factory default including changing the IP address to 192.168.100.5.



Note: Refer to the *DLC205/DLM205 Function Module Installation and Operations Manual* for additional configuration and default settings.



Install SFPs



DLM205 FRONT PANEL LEDS

LED	Function	Color	Description
OK	DLM205 Module Status	OFF	No power or fault
		● Green	No alarm, normal operation
		● Yellow	Minor alarm
		● Red	Major alarm
EMS	Status of Internal EMS	OFF	EMS disabled
		● Green	EMS is active
		● Yellow	EMS reset by holding Reset switch > 8 seconds
		● Red	EMS restarted by pressing Reset switch, or manager conflict.
P1, P2, P3	Status of Each RJ-45 Port	OFF	Port disabled
		● Green	Link established
		* Green	Link established with data activity
		* Red	Loss link alarm, if enabled
SFP1, SFP2	Status of Each SFP Port	OFF	No SFP installed or SFP disabled
		● Green	Link established, no activity
		* Green	Link established with data activity
		* Yellow	RX optical power high
		● Red	TX/RX fault, or RX low optical power
		* Red	Loss link alarm, if enabled

DLM205 REAR PANEL LEDS

LED	Function	Color	Description
P1, P2, P3 Link	Port Status	OFF	Port disabled
		● Green	Link established
P1, P2, P3 Activity	Port Activity	OFF	Port disabled
		● Green	Activity on link
SFP1, SFP2 TX	SFP Laser Status	OFF	No SFP installed, or SFP disabled
		● Green	Normal operation
		● Red	SFP TX fault
SFP1, SFP2 RX	SFP Link Status	OFF	SFP disabled
		● Green	Link established
		* Green	Data activity
		● Yellow	RX optical power high
		* Red	SFP RX fault, low light or LOS
		● Red	Loss link alarm, if enabled

* Flashing green | * Flashing yellow | * Flashing red

Sales



T: 978-263-5775
www.artel.com
sales@artel.com
customercare@artel.com